



# Frederick County Public Schools

## Fast Facts 2019-20

School	Membership as of 9/30/19	Accreditation Status	Year Opened
James Wood High Mr. Sam Gross, Principal Ph: (540) 667-5226	1,372	Accredited	1980
Millbrook High Mrs. Joanne Altendorf, Principal Ph: (540) 545-2800	1,491	Accredited	2003
Sherando High Mr. John Nelson, Principal Ph: (540) 869-0060	1,479	Accredited	1993
Adm. Richard E. Byrd Middle Dr. Jessica Nail, Principal Ph: (540) 662-0500	1,032	Accredited	2005
Frederick County Middle Mr. Jerry Putt, Principal Ph: (540) 888-4296	831	Accredited	2016
James Wood Middle Mr. Grant Javersak, Principal Ph: (540) 667-7500	884	Accredited	1950
Robert E. Aylor Middle Mr. David Rudy, Principal Ph: (540) 869-3736	607	Accredited	1969
Apple Pie Ridge Elementary Mrs. Megan Dodd, Principal Ph: (540) 662-4781	496	Accredited	1974
Armel Elementary Mrs. Heather Miller, Principal Ph: (540) 869-1657	654	Accredited	1991
Bass-Hoover Elementary Mr. Darren Thomas, Principal Ph: (540) 869-4700	617	Accredited	1975
Evendale Elementary Mrs. Elizabeth Mistretta, Principal Ph: (540) 662-0531	522	Accredited	2006
Gainesboro Elementary Ms. Patricia Black, Principal Ph: (540) 888-4550	486	Accredited	2007
Greenwood Mill Elementary Mrs. Jennifer Muldowney, Principal Ph: (540) 667-7863	632	Accredited	2009
Indian Hollow Elementary Mrs. Sharon Cooley, Principal Ph: (540) 877-2283	389	Accredited	1988
Middletown Elementary Mrs. Kristi Diminuco, Principal Ph: (540) 869-4615	495	Accredited	1989
Orchard View Elementary Mrs. Crystal Nicola, Principal Ph: (540) 869-8642	501	Accredited	2000
Redbud Run Elementary Mr. Joseph Strong, Principal Ph: (540) 678-1868	734	Accredited	1996
Stonewall Elementary Mr. Mark Weisbrod, Principal Ph: (540) 662-2289	701	Accredited	1997

SOL Test	Division Passing % Spring 2018	Division Passing % Spring 2019
<b>Elementary</b>		
English Reading 3	70%	67%
English Reading 4	73%	70%
English Reading 5	74%	73%
Mathematics 3	69%	79%
Mathematics 4	79%	80%
Mathematics 5	73%	76%
History 5	92%	100%
Virginia Studies	79%	75%
Science 5	71%	74%
<b>Middle</b>		
English Reading 6	77%	69%
English Reading 7	79%	76%
English Reading 8	74%	76%
English Writing 8	68%	69%
Mathematics 6	74%	65%
Mathematics 7	63%	81%
Mathematics 8	67%	78%
History 8	88%	93%
Science 8	78%	80%
Writing 8	68%	69%
Civics and Economics	86%	85%
<b>High</b>		<b>*End of Course</b>
English Reading*	86%	86%
English Writing*	83%	82%
Algebra I*	82%	81%
Geometry*	77%	84%
Algebra II*	92%	95%
Virginia & U.S. History*	84%	76%
World History I*	88%	89%
World History II*	82%	79%
Earth Science*	79%	77%
Biology*	83%	82%
Chemistry*	89%	94%

Complete school, division and state report cards are available at: <http://schoolquality.virginia.gov/>

2018-19 Public High School Mean SAT Scores		
FCPS	Virginia	National
1105	1113	1039

2018-19 Graduate Plans	
% of graduates attending a four-year college	.67%
% of graduates attending a two-year college	.7%
% of graduates attending other continuing education program	.7%
% of graduates entering the military	.5%
% of graduates entering the workforce	.11%
% of graduates with no plans	.3%
2018-19 graduating class	980

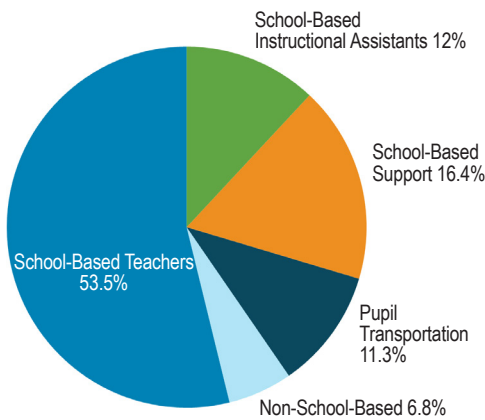
2018-19 Diplomas	Number of Students
Standard Diploma	417
Advanced Studies Diploma	518
Applied Studies Diploma	40
Certificate of Completion	5
GED	0
Modified Standard Diploma	0
GED/ISAEF Diploma (Grade 12)	0
Total	980

2018-19 FCPS Attendance	
Average Daily Membership	13,506
Average Daily Attendance	12,806
Average Attendance Percentage	.95%

### FY20 Approved Budget - All Funds

School Operating Fund	\$175,981,549
Debt Service Fund	\$16,726,869
Capital Projects Fund	\$5,300,000
School Textbook Fund	\$3,126,049
NREP Operating & Textbook Fund	\$6,025,540
School Nutrition Service Fund	\$7,378,557
Private Purpose Funds	\$300,000
Consolidated Services Fund	\$3,600,000
<b>Total FY20 Budget - All Funds</b>	<b>\$218,438,564</b>

### FY20 School Operating Fund



### Student Membership - as of September 30, 2019

	FY19	FY20	Change	% Change
Elementary	6,119	6,227	108	1.8%
Middle	3,243	3,354	111	3.4%
High	4,291	4,342	51	1.2%
<b>Total</b>	<b>13,653</b>	<b>13,923</b>	<b>270</b>	<b>2.0%</b>

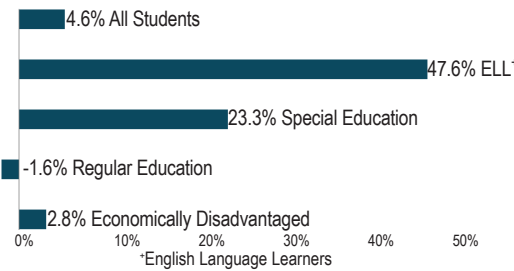
Includes all students receiving services

### Student Membership - Historical Data (as of September 30)

FY16	13,210
FY17	13,369
FY18	13,577
FY19	13,653
FY20	13,923

Includes all students receiving services

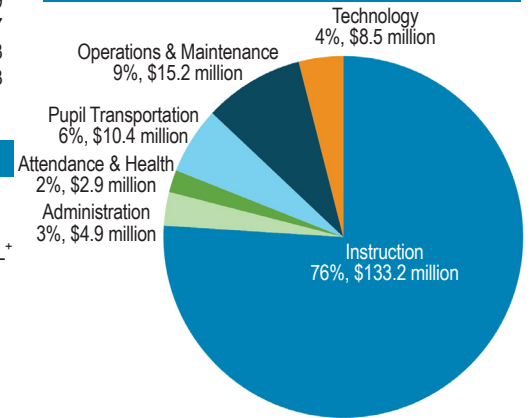
### Change in FCPS Student Membership - Past Five Years



### Frederick County Public Schools Personnel

- ❖ FCPS employed 2,235.8 full-time equivalent (FTE) employees in FY19.
- ❖ In FY20, FCPS will employ 2,267.8 FTE employees, a net increase of 32 FTE positions compared to FY19.
- ❖ 82 percent of all FCPS employees are considered to be school-based, serving needs within the instructional programs.

### FY20 School Operating Fund



### Cost Per Pupil Comparison

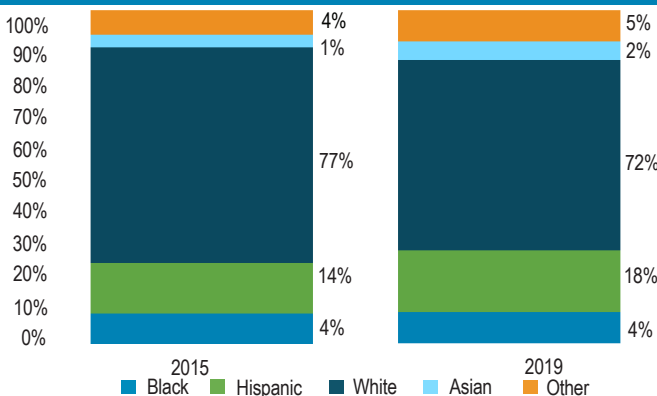
	FY13	FY14	FY15	FY16	FY17	FY18
<b>Frederick County</b>	<b>\$10,472</b>	<b>\$10,483</b>	<b>\$11,009</b>	<b>\$11,401</b>	<b>\$11,823</b>	<b>\$12,411</b>
State Average	\$11,527	\$11,242	\$11,523	\$11,745	\$12,171	\$12,548
Regional Average	\$11,070	\$10,987	\$11,402	\$11,646	\$12,045	\$12,465
Clarke County	\$10,656	\$10,556	\$11,096	\$11,253	\$11,631	\$12,034
Fauquier County	\$11,746	\$11,920	\$12,173	\$12,479	\$12,567	\$12,891
Loudoun County	\$13,106	\$12,611	\$12,915	\$13,549	\$14,317	\$14,551
Shenandoah County	\$10,502	\$9,561	\$10,137	\$10,377	\$10,737	\$11,108
Warren County	\$9,020	\$9,649	\$9,900	\$9,741	\$10,182	\$10,625
Winchester City	\$11,987	\$12,126	\$12,587	\$12,724	\$13,057	\$13,638

### Frederick County School Board Members as of September 30, 2019

There are seven school board members who serve staggered four-year terms. One member represents each of the county's six magisterial districts and one member serves as Member at Large.

Member	Title/District	Contact Information
Dr. John J. Lamanna lamannaj@fcpsb.net	Chairman, Member at Large	(540) 532-8732
Mr. Jay W. Foreman foremanj@fcpsb.net	Vice Chairman, Shawnee District	(540) 327-6501
Mrs. Kali C. Klubertanz klubertanzk@fcpsb.net	Back Creek District	(540) 686-6964
Mr. Michael A. Lake lakem@fcpsb.net	Gainesboro District	(540) 665-0108
Mr. Seth T. Thatcher thatchers@fcpsb.net	Opequon District	(540) 869-2787
Mrs. Shontya C. Washington washingtons@fcpsb.net	Redbud District	(540) 667-2636
Mr. Frank E. Wright wrightf@fcpsb.net	Stonewall District	(540) 667-6388

### FCPS Diversity - 2015 Compared to 2019\*



### Virginia On-Time Graduation Rate

The Virginia On-Time Graduation Rate recognizes the achievement of students who earn a diploma approved by the Virginia Board of Education within four years of entering the ninth grade. Frederick County Public Schools' On-Time Graduation Rate for the Class of 2019 was 92.8 percent. The statewide average was 91.5 percent. The On-Time Graduation Rate for James Wood High School was 93.1 percent. The rate for Millbrook High School was 92.5 percent. Sherando High School's rate was 93 percent. The rates for the Class of 2019 are for students who entered the ninth grade for the first time during the 2015-16 school year. It is important to note that the inverse of the Virginia On-Time Graduation Rate is not a school's or a school division's dropout rate. The dropout rate for Frederick County Public Schools' 2019 cohort was 3.2 percent.

### School Board Committee Assignments as of September 30, 2019

#### Buildings and Grounds

Mr. Frank E. Wright, Chairman; Mr. Michael A. Lake; and Mr. Seth T. Thatcher

#### Finance

Mr. Michael A. Lake, Chairman; and Mr. Frank E. Wright

#### Instruction

Mr. Jay W. Foreman, Chairman; Mr. Michael A. Lake; and Mrs. Shontya C. Washington

#### Personnel

Mr. Seth T. Thatcher, Chairman; and Mr. Jay W. Foreman

#### Student Conduct and Support

Mrs. Shontya C. Washington, Chairman; Mrs. Kali C. Klubertanz; and Mr. Michael A. Lake

#### Frederick County Educational Foundation

Mr. Seth T. Thatcher

#### Mountain Vista Governor's School Governing Board

Dr. John J. Lamanna

### Frederick County Public Schools Executive Staff Members

Dr. David T. Sovine, Superintendent  
Dr. Albert L. Orndorff, Assistant Superintendent for Administration  
Dr. James Angelo, Assistant Superintendent for Instruction  
Mrs. Jennifer Rydholm, Executive Director of Human Resources  
Mrs. Patty Camery, Executive Director of Finance  
Mr. Steve Edwards, Coordinator of Policy and Communications